



**GOVERNMENT COLLEGE OF EDUCATION
SECTOR 20-D, CHANDIGARH
NAAC ACCREDITED GRADE 'A'**



**3rd Cycle
Assessment and Accreditation by NAAC
CRITERION-I
CURRICULAR ASPECTS**



Criterion I

Key Indicator – 1.3 Curriculum Enrichment

1.3.2:-Documentary evidence depicting students being familiarized with the diversities in school system

INDEX

Sr. No	Content	Page No.
1	Pre-Internship Notice- Urban Schools	1-2
2	Student Report Pre Internship- Urban School	3-59
3	Pre-Internship Notice- Rural Schools	60-61
4	Student Report Pre Internship- Rural School	62-107

GOVERNMENT COLLEGE OF EDUCATION, CHANDIGARH


EPC-1.4 Pre- Internship Programme Phase-I (Observation of Teaching in Urban Schools)


Pre- internship programme for B.Ed First semester students for the purpose of observation of the real classroom situations and whole school environment will be held from **14.11.2022 to 25.11.2022**. Detail of the schools allotted to various Tutorial groups is as follows:

Sr. No.	Name of T.G. In charge	T.G.	Roll Numbers of the students	Name of the School
1	Dr. Anjali Puri	1	201, 212, 223, 234, 245, 256, 267, 278, 289, 300, 311	Govt. Sr. Sec. school, Sector-22 A
2	Dr. Balwinder Kaur	2	202, 213, 224, 235, 246, 257, 268, 279, 290, 301, 312	Govt. Girls Model Sr. Sec. School, Sector- 20B
3	Dr. Anurag Sankhian	3	203, 214, 225, 236, 247, 258, 269, 280, 291, 302, 313	Govt. High School, Sector-24
4	Dr. Meena	4	204, 215, 226, 237, 248, 259, 270, 292, 303, 314	Govt. High School, Sector-30
5	Dr Sanjeev Kumar	5	205, 216, 227, 238, 249, 260, 271, 282, 293, 304, 315	Govt. Model Girls Sr. Sec. School, Sector- 8 B
6	Dr. Sheojee Singh	6	206, 217, 228, 239, 250, 261, 272, 283, 294, 305, 316	Govt. Model Sr. Sec School, Sector- 21A
7	Dr. Lilu Ram	7	207, 218, 229, 240, 251, 262, 273, 284, 295, 306, 317	Govt. Model Sr. Sec. School, Sector-47D
8	Dr. Neelam Paul	8	208, 219, 230, 241, 252, 263, 274, 285, 296, 307, 318	Govt. Model Sr. Sec School, Sector- 27C
9	Dr. Vijay Phogat	9	209, 220, 231, 242, 253, 264, 275, 286, 297, 308, 319	Govt. Model Sr. Sec. School, Sector- 19C
10	Dr. Kusum	10	210, 221, 232, 243, 254, 265, 276, 287, 298, 309,	Govt. Model High. School, Sector-20D
11	Dr. Suman Khokhar	11	211, 222, 233, 244, 255, 266, 277, 288, 299, 310,	Govt. Girls Model Sr. Sec. School, Sector- 20D

Notes:

1. Attending Pre-Internship programme is compulsory part of the B. Ed. Curriculum.
2. All the students are required to report directly in the schools as per the school timing.
3. All the T.G. Incharges will ensure that there will be an attendance register of Pre-Internship students in every school. The school will maintain the attendance record of pre-internship.


14.11.22
Coordinator
Skill-in-Teaching


Principal
10/11/22
Govt. College of Education,
Sector-20D, Chandigarh


Guidelines for pupil teachers during the pre-internship programme

During this programme, the students shall observe the following:

1. 1. Philosophy, aim and vision of the school.
2. 2. Organization & Management (Affiliating body, type of school, type of management)
3. 3. The school/classroom environments with reference to infrastructure (area and layout), equipments, curriculum (critical analysis of any class in both teaching subjects), teaching learning materials, utilization of human resources.
4. 4. Various co-curricular activities related to dramatics, literary, sports and fine arts etc.
5. 5. Morning Assembly (Observation of conduct and activities carried out during morning Assembly).
6. 6. After completion of the field exposure programme, student teachers shall be required to develop a detailed report and present it for evaluation at the parent college.

The report should be submitted to the T.G. Incharges up to **28/11/2022** positively. Students are also required to present and share the report with the school for providing the feedback to the school.


10.11.22
Coordinator
Skill-in-Teaching


Principal
Govt. College of Education,
Sector-20D, Chandigarh

C.C

1. For circulation among the faculty members
2. Students notice board
3. For office record
- ✓ 4. For College Website

REPORT

PRE-INTERSHIP


GOVERNMENT MODEL SR. SEC SCHOOL
SECTOR-8B, CHANDIGARH

Submitted to : Dr. Sanjeev Kumar

Submitted by : Sushma Soni

Roll No. : 260

Section : B



GOVERNMENT COLLEGE OF Education

Sector-20D Chandigarh

B.Ed. Ist year

2022-2024

JRBAN

INDEX

S.No	TOPIC	DATE	Pg No
1.	INTRODUCTION	19-11-22	1
2.	ABOUT GMSSS-8B	19-11-22	2-4
3.	GENERAL INFORMATION	19-11-22	5-
4.	PHILOSOPHY	20-11-22	6
5.	INFRASTRUCTURE	20-11-22	7
6.	AREA OF SCHOOL CAMPUS	23-11-22	8
7.	LABORATORIES	23-11-22	9
8.	CO-CURRICULAR ACTIVITY	23-11-22	10-12
9.	SCHOOL LIBRARY	23-11-22	13
10.	GO GREEN ECO-CLUB	24-11-22	14
11.	SCIENCE AND KNOWLEDGE	24-11-22	15-16
12.	PARK / COMPUTER LAB		
	OBSERVATIONS		17-24
13.	observation-1	14-11-22	17
14.	observation-2		18
15.	observation-3	15-11-22	19
16.	observation-4	16-11-22	20
17.	observation-5	16-11-22	21
18.	observation-6	17-11-22	22
19.	observation-7	18-11-22	23
20.	observation-8	19-11-22	24
		24-11-22	

REPORT ON PRE-INTERNSHIP

INTRODUCTION: Government Model Senior Secondary School, Sec-8B, Chandigarh was allotted to our Tutorial Group-5. The purpose of our visit to observe the

- 1) Philosophy, aims & vision of school
- 2) Organization and management of the school
- 3) The school, Classroom, environment
- 4) Various Co-curricular activities
- 5) Infrastructure

We reached the school on 14th November 2022 at 8:15 am. I liked the well maintained garden of the school which was the first thing I observed. Student was also disciplined at the time of entry into the school.

Then we marked our attendance, We get our daily Time Table which was to be followed by us everyday. Various duties and Classes were allotted to us according to our teaching subjects.

Important instructions were also given to us by our Tutorial Incharge and the Teachers.



Morning
Assembly

REPORT ON THE
GOVERNMENT MODEL Sr. SECONDARY
SCHOOL, SEC-8B CHANDIGARH

Government Model Senior Secondary, sector-8B Chandigarh, is recognised by the department of education. Chandigarh administration was built in 1957. The school was upgraded to Senior Secondary in 1982.

Initially started as girls school at present is co-educational school with the strength of nearly 2800 students.


The school caters to the students of Class Nursery to 12th. It has a primary secondary, and a Senior Secondary Department which offers Commerce, Science, Arts and Vocational as the stream of study.

It is doing exceptionally well and has shown excellence not only in academics but also in co-curricular activities. Their growth is stimulated in a safe and conducive environment. Their talents are channellized in fruitful manners and they become capable of taking the challenges of life. Initially started as girls school, at present in co-educational school with strength of nearly 2800 students.

It is doing exceptionally well and has umpteen feathers in its cap not only in the field of academics but extracurricular activities as well.



School Building



Classroom



School Assembly

10/10/2019



Indoor Badminton Court

General Information

1. Name of the school Govt. Model Sr. Secondary School, sector 8B, Chandigarh
2. Year of establishment 1957
of school
3. School Type Co-Educational
4. Affiliating body Recognised by the Department
5. Board CBSE
6. Number of students 2800+ Approx
7. School Management Department of Education, CHD
8. School Principal Mrs. Sunita Singh
9. Location Type Urban
10. Medium of Instruction English or Hindi
11. School building Government
12. No. of classrooms 59
13. E-mail gmsss-chd@nic.in
14. Mid-Day Meal Uncooked rice and wheat is provided in view of COVID-19. Now cooked rice and vegetable is provided.
15. Phone No. 0172-2700274

PHILOSOPHY

-The school promote the philosophy of bringing out the hidden talent and qualities of the students so that they shine in every field of life and become all rounders.

-The school endeavour to strive for the excellence where quality comes in, there lies a true sense of commitment and achievement at the hands of faculty and organization.

-The school promote the philosophy that in the process of moulding the children both in curricular and co-curricular activities are important.

Aim

School will be a smart school, it will have digital resources in classes, library etc. and other learning resources for hand on experiment.

It will ensure improved learning level of the students in all areas, concentrating on holistic development of the child.

Vision

The vision of the school is -

- ⇒ To provide A Barrier Free Environment For The Child
- ⇒ To Get A Recognition As An Excellent Institution.

The school's futuristic vision is truly exemplified by the fact that the students are being kept abreast of the latest technological developments.

To make learning an enriching experience, the traditional classrooms are slowly being converted into technology enable classrooms so that the children are not immediately by technology and view it as their friend.

Infrastructure

1. No. of Rooms Available
2. No. of toilet for Boy
3. No. of toilet for Girls
4. Computer Lab for Senior
5. Computer Lab for Junior
6. Functional Computer Available
7. Physics Lab
8. Chemistry Lab
9. Biology Lab
10. Home science Lab
11. Rain water Harvesting System
12. Playground
13. special Accomodation for Chowkidar
14. Multimedia Room
15. Fine arts Room
16. Music Room
17. Library
18. Vocational Labs (Fashion Designing, Textile Designing)
19. Swimming
20. Taps available
21. Area of vacant space used for expansion of infrastructure
22. Area of Playground
23. Free mid-Day meal, Books, Notebooks, Uniforms are distributed to students up to VIII.

Area of School Campus

1. In Area 5.0233 Acres
2. In Square Meter 20328.97
3. Built up area 5306.97 Sq mtr
4. Area of Playground 15022 sq meter

History

Govt. Model Sr. Sec. School, Sec-8B, Chandigarh recognised by Department of Education, Chandigarh Administration was built in 1957 when the City Beautiful was in its infancy and educational facilities were yet to come up.

The school was then upgraded to Senior Secondary in 1982. The school strives to develop the various facets of child's personality through quality education inherent potential and Inborn goodness of every child is brought into play through sound foundation in academics, active participation in sports, Arts and Cultural Activities.

Initially started as Girls School at present is Co-ed with strength of nearly 2800 Students. We encourage the students to take responsibility and develop a sense of respect for society and social courses. Thus year by year the students show excellence not only in academics but also in co-curricular activities.

Laboratories

1. Textile Designing Lab
2. Science and Maths Lab
3. Beauty Culture Lab
4. Biology Lab
5. Geography / Social Science / Museum Lab
6. Physics Lab
7. Chemistry Lab
8. Computer Lab
9. Home Science Lab

Committee

1. Sexual Harassment Committee
2. School Management Committee
3. Grievance / Redressal Committee
4. Parent Teacher Association

Faculty

- | | |
|---------------------------|---|
| 1. Principal | 1 |
| 2. Lecturer | 24 (20 Regular, 1 Guest, 3 part time) |
| 3. TGT | 25 (13 Regular, 4 Contract, 1 Guest, 7 SSA) |
| 4. Counsellor | 2 (1 Regular, 1 outsource) |
| 5. JBT | 29 (9 Regular, 4 Guest, 10 SSA) |
| 6. NIT | 2 Regular |
| 7. SLA | 2 Regular |
| 8. LA | 2 |
| 9. CRC | 1 |
| 10. Resource Person Music | 1 |
| 11. Fine Arts Teacher | 1 |
| 12. Yoga Instructor | 1 |

Co-Curricular Activities

Various co-curricular activities are organised in the school.

Houses are allotted to all students and teachers and all the activities of the school are carried on within the framework of houses.

Four houses are:

- 1) Rose House
- 2) Lotus House
- 3) Tulip House
- 4) Jasmine House



Science Exhibition

NOT ME BUT YOU



NATIONAL SERVICE SCHEME (NSS)

The NSS unit of the school, under the charge of program officers have 200 students.

The unit prepares the students for the service of nation through a no. of activities viz Cleanliness drive, rally to save girl child, tree plantation, road safety awareness etc.

Herbal
Garden



SCHOOL LIBRARY

The school library has a collection of about 12913 books on various subjects.

3-4 magazines on current affairs, Health, Science are available in library which children can easily access.

4 newspaper i.e. 2 of English and 2 of Hindi are accessible to teachers as well as children.



School
Library



Library

GO-GREEN ECO-CLUB


The go-green eco-club of GMSS, sec 8B, was inaugurated by Deputy DEO Mr Chanchal Singh, Voc. Edu. Assitant Director Mrs Vinay Sood, Area councilor Mr. Charder Mutchi and school former Principal Mrs. Renu Puri. On 5th July 2012 550 herbal saplings of 17 varieties were planted.

Other activities conducted by Club :

- Poster Making Competition
- Slogan Writing Competition
- Essay Competition
- Celebration of days like earth day, Van Mahot-sava etc.
- Participation in Rallies to awaken masses



GO-GREEN ECO-CLUB



SCIENCE AND KNOWLEDGE PARK





COMPUTER LAB

The school has two well equipped computers lab one for senior wing and the other for Juniors wing. Both lab have a seating Capacity of about 40 students. On Lab has an over head projector used to show various educational CDs and PPTs to students which makes the Classroom teaching more interesting.

Adult Education Department



TEACHING SUBJECT

- 1) Computer Science
- 2) Mathematics

OBSERVATIONS

Observation - 1

Date 14-11-22

Class XthC

Duration 50 Minute

Period IV

Teacher Mr. Dharam Singh

Subject IT (Information Technology)

Topic Electronic Spreadsheet
(Advanced)

Teacher entered the class gracefully and wished Good Morning to the Class.

Teacher did the previous knowledge testing.

Teacher introduce topic Creating Subtotals in Electronic Spreadsheet.

Teacher draw excel window on black board

Teacher aware students about the basic use of each and every tool bar.

Teacher teach them and wrote all the single steps to subtotal values into a sheet.

Teacher teach them how to use formula in excel.

Teacher voice is loud and clear

Teacher gave appropriate home assignment as home work.

Observation - 2

Date 15-11-22

Class IX

Duration 50 minute

Period IInd

Teacher Mr Dharam Singh

Subject IT

Topic Digital Documentation

Teacher entered the class gracefully and wished Good morning to the class.

Teacher did the previous knowledge testing

Teacher introduce topic of Digital Documentation and how to create a document using a word processor by introducing word Processing.

Teacher teach them step by step to create a new word processing document in MS word.

Teacher teach them how to Edit a document which include adding texts, deleting a part of text, copying text, moving text, Pasting text, checking for grammar and spelling, form-ating text.

Teacher voice is loud and clear

Students shows interest in topic and ask doubts regarding Editing of documents.

Teacher gave appropriate home assignment as home work.

Observation - 3

Date 16-11-22.
Class Xth
Duration 50 minutes
Period VIth

Teacher
Subject Maths
Topic Co-ordinate Geometry

Teacher entered the class and wished Good morning to the class.

Teacher asked a few questions from students and tested their previous knowledge.

Teacher told the students to open their book & notebook.

Teacher started the new exercise and introduced section formula topic.

Teacher explained and wrote on blackboard how to find the ratio of given point $P(x, y)$ on line segment.

Teacher solved the question from exercise 7.2 about finding ratio of line segment.

After that teacher gave some questions to students to solve.

Teacher was moving around the classroom & monitored the students.

Teacher's voice was loud and clear.

Appropriate home assignment was given.

OBSERVATION-4

Date 15-11-22
Class VIIIth B
Duration 50 minute
Period IIIrd

Teacher Ms. Anamika
Subject Maths
Topic Algebraic Expression

Teacher entered the class and wished Good Morning to the class.

Teacher did the previous knowledge testing.

Teacher continued the topic Algebraic Expression that was introduced previous day.

Teacher solve and explain the Algebraic expression exercise 9.2.

Teacher make clear about like terms, variables and constants, unlike terms.

Teacher describe multiplication of Algebraic expression.

Teacher interact with students by asking to solve the expressions further.

Teacher engage the whole class by asking questions one by one and clearing doubts side by side.

Teacher's voice is loud and clear.

Students are disciplined, class environment is learning environment, infrastructure is average.

Teacher gave appropriate home assignment as home work.

OBSERVATION - 5

Date 17-11-22

Class VI C

Duration 50 min

Period IInd

Teacher Mrs Yogeshwari

Subject Math

Topic Decimal

Teacher entered the class and wished Good morning to the class.

Teacher asked few questions and tested their previous knowledge about addition, subtraction and multiplication of decimals.

Teacher introduced Division of Decimals

Teacher explained and wrote on blackboard all division rules and division of decimal numbers by 10, 100 and 1000.

Teacher gave one example and solved it on blackboard.

After that teacher gave one question to whole class to solve it, then after some time, she solved that question & explained it.

Teacher started the new exercise related to division of decimals.

Teacher's voice is loud and clear.

Appropriate home assignment was given.

Observation-6

Date 18-11-22
Class VIII B
Duration 50 minutes
Period IV

Teacher
Subject Maths
Topic Algebraic Expressions
(multiplying a Polynomial
by a Polynomial)

Teacher entered the class gracefully and wished Good morning to the class.

Teacher did the previous knowledge testing

Teacher explain multiplying a Polynomial by a Polynomial

Teacher solve the expression on blackboard

Teacher ask some questions from the student

Teacher clear the doubts of the students

Teacher solve the difficult problems on the blackboard & explain it

Teacher is moving around the class and monitored whether students are attempting the given questions of exercise or not.

Teacher gave appropriate assignment Problems.

Observation - 7

Date 19-11-22
Class VIIth B
Duration 50 min
Period I

Teacher Ms Jaspreet
Subject Maths
Topic Notebook Checking

Teacher entered the class gracefully

Teacher wrote the name of previous topic on blackboard

Teacher did previous knowledge testing of students

Teacher told students to open their notebooks for checking

Teacher checked the notebooks of the students

Teacher simultaneously told students about their mistakes and made correction

Discipline was maintained in the class

Teacher told the other students to revise the lesson and ask about their doubts if any

Suitable home assignment was given.

Observation - 8

Date 24-11-22
Class Xth IT
Duration 50 minutes
Period IV

Teacher Mr. Dharom Singh
Subject Information Technology
Topic Database Management System

Teacher entered the class gracefully

Teacher introduced new topic/chapter DBMS.

Teacher explain DBMS and its types.

Teacher discuss some examples of DBMS with class.

Teacher ask class to give more examples related to DBMS.

Teacher explain the purpose of the DBMS and make clear about database and wrote on blackboard.

After that teacher told the students about what type of question can be asked from this topic.

Teacher was moving around the classroom & monitored the student

Teacher voice was loud and clear

Appropriate home work was given.

PRE - INTERNSHIP
T.G. 5

GOVT MODEL SR. SEC SCHOOL
SECTOR-8B CHANDIGARH
URBAN

Submitted By :- Remu
Class :- B.ed 1st Sem
Roll no :- 227
Section :- A

Submitted To :-
Dr. Sameer
Kumar

GOVT COLLEGE OF EDUCATION
SECTOR-20 CHD.

**REPORT ON
PRE-INTERNSHIP
(T.G.5)**

SUBMITTED TO: - DR. SANJEEV KUMAR

SUBMITTED BY:- RENU

CLASS: - B.ED 1ST SEM

ROLL NO: - 227/22

INDEX

S.NO	TITLE	PAGE NO	T S
1	Introduction	1	
2	About School	2	
3	General information	3 to 4	
4	Philosophy & Aim	5	
5	Vision	6	
6	Infrastructure	7 to 8	
7	History	9	
8	Laboratories & Committee	10 to 11	
9	Go green Eco Club & School library	12 to 13	
10	Faculty	14	
11	Co-Curricular Activities	15	
12	Observation 1	16	
13	Observation 2	17	
14	Observation 3	18	
15	Observation 4	19	
16	Observation 5	20	
17	Observation 6	21	
18	Observation 7	22	
19	Observation 8	23	
20	Observation 9	24	
21	Observation 10	25	
22	Observation 11	26	



REPORT ON PRE-INTERNSHIP

Introduction

Government model Senior Secondary School, Sec 88 chd was allotted to our Tutorial group 5

The purpose of our visit was to observe the :

- 1) Philosophy, aim and vision of the school
- 2) Organization and management of the school.
- 3) The school/ Classroom environments with reference to infrastructure, equipments Curriculum, teaching learning materials, utilization of human resources.
- 4) Various Co-curricular activities related to dramatics, sports literary and fine arts etc.
- 5) Morning Assembly

We reached the school on 14 Nov 2022. at 9'o clock. When i entered the school i saw a well maintained garden which was looking really very nice and that was the first thing which i observed. Then we all marked our attendance. They gave us our daily timetable which was to be followed by us everyday. Various duties and classes were allotted to us according to our teaching subjects.

Important instructions were also given to us by our Tutorial incharge and the teachers.

GOVT MODEL SR. SEC SCHOOL SEC-8B CHD

About

Government Model senior secondary school, Sector 8B chd is recognised By the Department of Education, Chandigarh Administration was Built in 1957. The school was upgraded to senior secondary in 1982.

Initially started as girls school, at present is co-educational school with the strength of nearly 2800 students.

The school caters to the students of classes Nursery to XII. It has a Primary, secondary and a senior secondary Department which offers Commerce, Science, Arts and Vocational as the streams of study.

It is doing exceptionally well and has umpteen features in its lap not only in the field of academics but extra curricular activities as well.

GENERAL INFORMATION

- 1) Name of the school :- Govt Model Sec. Sec School
Sec 88 Chandigarh
- 2) Year of establishment of school :- 1957
- 3) School Type :- Co-educational
- 4) Affiliating body :- Recognised By the Department of
Education, Chandigarh
- 5) Board :- CBSE
- 6) Number of students :- Approx 2800
- 7) School management :- Department of Education, Chd
- 8) School Principal :- Mrs Sumita Singh
- 9) Location Type :- Urban
- 10) Medium of Instruction :- English or Hindi
- 11) School Building :- Government
- 12) Number of classrooms :- 59
- 13) Mid-day meal / PM Poshan Scheme :- Free lunches on

working days for children in
government primary and
upper primary school.
They provide Rice + Any sabji
(Rajma + Dal etc) To student
From class 1 to 8.

14) E-mail :- gmsss 8- chd @ nic . in

15) Phone no :- 0172- 2700274

PHILOSOPHY

The school promote the philosophy of bringing out the hidden talent and qualities of the students so that they shine in every field of life and Become all rounder.

The school endeavour to strive for the Excellence where quality Comes in there a true sense of Commitment and achievement at the hand of Faculty and Organization.

The School promote the philosophy that in the process of moulding the Children Both in Curricular and Co-Curricular activities are important

AIM

School will Be a smart school, it will have classes, library and other learning resources for hands on Experiment.

It will ensure improved learning level of the students in all areas, Concentrating on Holistic Development of the Child.

To fulfill all the aim & objective of government Schemes for school i.e Mid-day meal, SSA, RMSA

The school aims at the overall development of the child. The school upholds the principle of amalgamating the traditional methods of teaching with the contemporary practices.

VISION

The Vision of the School is :-

- To provide a Barrier free environment for the child.
- To get a Recognition as an Excellent institution.

The school's futuristic vision is truly exemplified by the fact that the students are being kept abreast of the latest technological developments.

To make learning an enriching experience, the traditional classrooms are slowly being converted into technology enabled classrooms so that the children are not intimidated by technology and view it as their friend.



INFRASTRUCTURE

- 1) NO. of Rooms Available :- 59
- 2) NO. of Toilet for boys :- 4
- 3) NO. of Toilet for girls :- 4
- 4) Computer Lab for senior :- 1
- 5) Computer Lab for Junior :- 1
- 6) Functional Computer available :- 50
- 7) Physics Lab :- Yes
- 8) Chemistry Lab :- 1
- 9) Biology Lab :- 1
- 10) Home Science Lab :- 1
- 11) Rain water Harvesting System :- Yes
- 12) Playground :- Yes
- 13) Special Accomodation For Chaurkidar :- Yes
- 14) Multimedia Room :- Yes
- 15) Fine Arts Room :- Yes
- 16) Music Room :- Yes
- 17) Library :- Yes
- 18) No. of Books in library :- 12,713
- 19) Vocational Labs (Fashion designing, textile designing) :- Yes
- 20) Swimming Pool :- Yes
- 21) Total area covered :- 5307 Sq. meter
- 22) Area of Playground :- 15082 Sq. meter
- 23) Taps available :- 55
- 24) Area of Vacant Space used for Expansion of infrastructure facilities :- 100 Sq. meter

Area of School Campus

1) In Acres :- 50233

2) In Sq meters :- 20328.97

3) Built up area (Sq. meters) :- 5306.97

4) Area of Playground (in Sq. meters) :- 15022



HISTORY

Govt Model Sr Sec School, Sec 8B Chandigarh recognised By Department of Education, Chandigarh Administration was Built in 1957, when the City Beautiful was in its infancy and educational facilities were yet to come up.

The school was then upgraded to Senior secondary in 1982. The school strives to develop the various facets of child's Personality through quality education. Inherent potential and inborn goodness of every child is brought into play through sound foundation in academics, active participation in sports, Arts & Cultural Activities.

Initially started as Girls school at Present in Co-Education with strength of nearly 2800 Students we encourage the students to take responsibilities and develop a sense of respect for society & social causes.

Thus year by year the students show excellence not only in academics but also in co-curricular activities.

LABORATORIES

Textile Designing lab

Geography / Social Studies / Museum lab

Science and math lab

Physics lab

Beauty Culture lab

Chemistry lab

Computer lab

Home science lab


COMMITTEE

Sexual harassment Committee

School Management Committee

Grievance / Redressal Committee

Parent teacher Association





GO GREEN ECO CLUB

The go green eco club of Gmsss, Sec-8B was inaugurated By Deputy DEO Mr. Chanchal Singh, Voc. Edu Assistant Director Mrs. Saroj Mittal Adult Edu Assistant Director Mrs. Vinay Sood, Area Councilor Mr. Chander Mukti and school principal Mrs. Renu Puri on 5th July 2012. 550 herbal saplings of 17 varieties were planted.

Other activities conducted by club:

Poster making Competition

Slogan writing Competition

Essay Competition

Celebration of days like earth day, Van Mahotsava etc

Participation in Rallies to awaken masses

SCHOOL LIBRARY

The school library has a collection of about 12913 Books on various subjects. 3-4 Magazines on current affairs health science come to the library which children can easily access.

4 Newspapers i.e. 2 of English and 2 of Hindi are accessible to teachers as well as children.

FACULTY

- 1) Principal :- 1
- 2) Lecturer :- 24 (20 Regular, 1 Guest, 3 Part time)
- 3) TGT :- 25 (13 Regular, 4 Contr., 1 Guest, 7 SSA)
- 4) Counsellor :- 2 (1 Regular, 1 outsource)
- 5) JBT :- 29 (9 Regular, 4 Guest, 10 SSA)
- 6) NTT :- 2 Regular
- 7) SLA :- 2 Regular
- 8) LA :- 2
- 9) CRC :- 1
- 10) Resource Person Music :- 1
- 11) Fine Arts teacher :- 1
- 12) Yoga instructor :- 1

CO-CURRICULAR ACTIVITIES

Various Co-Curricular Activities organised in the school

Hours are allotted to all students and teachers school and all the activities of the school are carried on within the framework of the hours.

All competitions in co-curricular activities are held on house basis Saturday has been designated as the activity day and various activities like Debates, Poem competition etc are organised in order to enhance the listening and speaking skills of the students.

Four houses are :-

- 1) Rose house
- 2) Lotus house
- 3) Tulip house
- 4) Jasmine house

TEACHING SUBJECT

● **HOME SCIENCE**

● **ENGLISH**

OBSERVATION

Observation :- 1

Date :- 14-11-22

Class :- XII

Duration :- 50 min

Period :- 2nd

Teacher :- Vandana

Subject :- Home science

Topic :- Balance Diet

Teacher entered the class and wished good morning to the class

Teacher has asked some questions from the students and tested their previous knowledge

Students gave responses

Teacher told the students to open their book and notebook

Announcement of the topic was done at right time and also wrote the topic name on blackboard

Teacher explained or delivered the lesson with the help of lecture method and with the help of different skills.

Teacher's voice was loud and clear.

Explanation of the topic was appropriate

Students were taking interest in the topic. Teacher was moving in the class according to the situation.

Blackboard work was appropriate.

Class was fully controlled by teacher and was very nicely.

Recapitulation was not done by teacher.

Homework was assigned to the students.

Observation-2

Date :- 15-11-22

Class :- X A

Duration :- 50 min

Period :- 4th

Teacher :- Geetanjali

Subject :- English

Topic :- The hundred
Dresses

Teacher entered the class gracefully and wished good morning to the class

Teacher has asked some questions from the students students gave response and testing was appropriate

Announcement of the topic was at right time

Lesson was delivered with the Inductive Deductive method and with the help of different skills.

Teacher's voice was loud and clear

Explanation of the topic was appropriate

Movement was according to the situation

Chart used by teacher was very effective

Partial interaction with class was made.

Recapitulation by teacher was done. Home work was given to the students.

Observation: 3

Date :- 16-11-22

Class :- VII

Duration :- 50 min

Period :- 3

Teacher :- gagan

Subject :- Home science

Topic :- Food and nutrition

- Teacher entered the class and wished good morning to the class
- Teacher has asked some questions from the students to check their previous knowledge. Testing was appropriate
- Announcement of the topic was done at proper time.
- Lesson was delivered with the help of lecture cum demonstration method and with the help of different skills.
- Teacher's voice was loud and clear
- Explanation of the topic was appropriate. Examples were given
- Movement and gesture were according to the situation
- Students were taking interest in the topic
- Homework was assigned to the students

Observation: 4

Date: 17-11-22

Class: VIII

Duration: 50 min

Period: 2

Teacher: Gagam

Subject: Home science

Topic: Sensory organ

Teacher came gracefully to the class and wished good morning to the class.

Teacher has asked some questions from the students to know the previous knowledge. Testing was appropriate.

Announcement of the topic was done at proper time lesson was delivered with lecture method and with the help of different skills.

Teacher voice was loud and properly audible.

Interaction with whole class was very good.

Class was under control.

Movement and gesture were according to the situation.

Blackboard work was appropriate.

Homework was given to the students.

Observation: 5

Date :- 18-11-22

Teacher :- Gurpreet

Class :- 8B

Subject :- English

Duration :- 50 min

Topic :- Chapter

Period :- 4

Teacher entered the class and wished good morning to the class

Teacher has asked some questions to the students to check their previous knowledge. Testing was appropriate. Announcement of the topic was done at right time. Lesson was delivered with illustration method and with the help of different skills. Chart was also used and that was very effective.

Teacher interaction was good to all the students. Summarization was done by teacher.

Teacher was moving around the classroom and monitored the students.

Appropriate home assignment was given.

Observation:-6

Date :- 19-11-22

Class :- VIII B

Duration :- 50 min

Period :- 4

Teacher :- Gurpreet

Subject :- English

Topic :- Grammar +
Chapter 3

Teacher entered the class gracefully and wished good afternoon to the class.

Teacher introduced new topic in the class. Before start the new topic teacher asked some few questions from the students to check their basic knowledge about that new topic which teacher introduced.

Announcement of the topic was at the right time. Lesson was delivered with the help of lecture method and with the help of different skills.

Teacher's voice was loud and clear. Class was under control.

Teacher's interaction was very good.

Movement and gesture according to the situation.

Explanation of the topic was appropriate.

Homework was given to the students.

Observation : 7

Date :- 21-11-22

Class :- X

Duration :- 50 min

Period :- 4th

Teacher :- Geetanjali

Subject :- English

Topic :- Glimpses
of india

- Teacher entered the class gracefully and wished good morning to the class.
- Teacher has asked some questions from the students to check the previous knowledge. Testing was good.
- Announcement of the topic was at the right time.
- Lesson was delivered with the lectured method only.
- Teacher voice in the class was loud and clear.
- Explanation of the topic was good.
- Movement and gestures were according to the students.
- Recapitulation was done by teacher.
- Home work was assigned to the students.

Observation:-8

Date :- 22-11-22

Class :- VIII

Duration :- 50 min

Period :- 4

Teacher :- Gurpreet

Subject :- English

Topic :- Poem

Teacher entered the class gracefully and wished good morning to the class.

Teacher has asked some questions from the students to check the previous knowledge of the student. Testing was good.

Announcement of the topic was at the right time.

Lesson was delivered with the lectured method only.

Teacher's voice in the class was loud and clear.

Teacher's personality and teacher's student relationship, communication was effective.

Blackboard summary, writing was attractive.

Home work was assigned to the students.

Observation:- 9

Date:- 23 NOV 2022

Teacher:- Vandana

Class:- XII

Subject:- Home Science

Duration:- 50 min

Topic:- Macro nutrients

Period:- 2nd

Teacher entered the class gracefully and wished good morning to the class

Teacher has asked some questions from the students to check the previous knowledge. Testing was good. Introduction of the lesson was proper.

Lesson was delivered with the lectured method only.

Teacher voice in the class was loud and clear.

Teacher interaction was good to all the students.

Summarization was done by teacher.

Teacher was moving around the classroom and monitored the students.

Movement and gesture according to the situation.

Homework was given to the students.

Observation :- 10

Date :- 24 Nov 22

Class :- X

Duration :- 50 min

Period :- 4

Teacher :- Greetamjali

Subject :- English

Topic :- Poem

Teacher entered the class and wished good morning to the class

Teacher has asked some questions to the students to check their previous knowledge. Testing was appropriate.

Announcement of the topic was done at right time. Lesson was delivered with illustration method and with the help of different skills chart was also used and that was very effective.

Teacher interaction was good with all the students. Summarization was done by teacher.

Teacher was moving around the classroom and monitored the students.

Appropriate home assignment was given.

Observation :- 11

Date :- 25 nov 2022

Teacher :- Vandana

Class :- XII

Subject :- Home science

Duration :- 50 min

Topic :- Micronutrients

Period :- 2nd

Teacher entered the class gracefully and wished good morning to the class

Teacher introduced new topic in the class. Before start the new topic teacher asked some question from the students to check their Basic Knowledge about that new topic which teacher introduced.

Announcement of the topic was at the right time.

Lesson was delivered with the help of lecture method and with the help of different skills

Teacher voice was loud and clear. class was under control.

Teacher interaction was very good

Movement and gesture according to the situation

Explanation of the topic was appropriate

Homework was given to the students.

GOVERNMENT COLLEGE OF EDUCATION, CHANDIGARH

EPC-2.4 Pre- Internship Programme Phase-II (Observation of Teaching- Rural Schools)

Pre- internship programme for **B.Ed Second semester** students for the purpose of observation of the real classroom situations and whole school environment will be held from **20.04.2023 to 04.05.2023**. Detail of the schools allotted to various Tutorial groups is as:

Sr. No.	Name of T.G. In charge	T.G.	Name of the School
1	Dr. Anjali Puri	1	Govt. High school, Kajheri
2	Dr. Balwinder Kaur	2	Govt. Sr. Sec. School, Manimajra
3	Dr. Anurag Sankhian	3	Govt. Sr. Sec. school, Dhanas
4	Dr. Meena	4	Govt. High School , Daria
5	Dr Sanjeev Kumar	5	Govt. Sr. Sec. School, Maulijagran
6	Dr. Sheojee Singh	6	Govt. Model Sr. Sec. School, Karsan, Ramdarbar, Chd
7	Dr. Lilu Ram	7	Govt. Sr. Sec. school, Kaimbwala
8	Dr. Neelam Paul	8	Govt. Model Sr. Sec school, Sec 45C (Burial)
9	Dr. Vijay Phogat	9	Govt. Sr. Sec school, Sec 45A (Burial)
10	Dr. Kusum	10	Govt. High School, Karsan Phase-1, Ram Darbar
11	Dr. Suman Khokhar	11	Govt. High School, Hollo Majra

Notes:

1. Attending Pre-Internship programme is compulsory part of the B. Ed. Curriculum.
2. All the students are required to report directly in the schools as per the school timing.
3. All the T.G. Incharges will ensure that there will be an attendance register of Pre-Internship students in every school. The school will maintain the attendance record of pre-internship.

Guidelines for pupil teachers during the pre-internship programme

During this programme, the students shall observe the following:

1. The teaching learning process in the real classroom, use of multimedia, student participation, classroom management. .The student teachers shall observe teaching learning process for which they may use observation schedules. The institute shall develop these schedules; and orient the student teachers on the process of observation as well as use of the schedules.

Continue

2. Evaluation procedures used in the school
 - A. Types of evaluation
 - B. Maintenance of examination records
3. Library resources
4. Types of Grants and Scholarships received by school
5. Record of any one stock register
6. Visit to innovative centre of pedagogy and learning/ educational resource centre.
7. Reflections on school experiences (local schools visited)

The report should be submitted to the T.G. Incharges up to **06/05/2023** positively. Students are also required to present and share the report with the school for providing the feedback to the school.


06.4.23

Coordinator
Skill-in-Teaching


6/4/2023

Principal
Govt. College of Education,
Sector-20D, Chandigarh

C.C

1. For circulation among the faculty members
2. For Students notice board
3. For office record
- ✓ 4. For College Website

Continue

PRE INTERNSHIP REPORT

GOVERNMENT SENIOR SECONDARY SCHOOL
MAULI JAGRAN (VILLAGE), CHANDIGARH



SUBMITTED TO: -
DR SANJEEV KUMAR
ASSISTANT PROFESSOR
IN- CHARGE TG 5

SUBMITTED BY: - RENU
ROLL NO: - 227
CLASS: - B.ED. 2ND SEM

GOVERNMENT COLLEGE OF EDUCATION
SECTOR 20 D CHANDIGARH

INDEX

S.NO	TITTLE	PAGE NO	TEA SIG
1	Introduction	1	
2	About the school	2-3	
3	School Profile	4-5	
4	Teaching-learning Process	6-11	
5	Evaluation Procedure	12-14	
6	Maintenance of Examination Records	15-16	
7	Library Resources	17-18	
8	Record of Stock Register	18	
9	Scholarship	19-20	
10	School Activities	21-22	
11	observation 1	23	
12	observation 2	24	

INTRODUCTION

Two weeks pre-internship is being carried out during the second semester in local school. For this the student teachers are attached to Government Rural area school [Government Senior secondary school, Maulijagram-village, Chandigarh] affiliated to CBSE. Approximately 8 to 10 student teachers are attached in one school for the purpose.

We are writing this report under the supervision of our T.P. incharge Dr. Sanjeev Kumar. Government Sr. Sec. School Maulijagram was allotted to our Tutorial Group-5 as a part of our pre-internship programme from

The purpose of our school visit was to observe the following:-

- 1) The teaching learning process in the real classroom
- 2) Evaluation procedure used in schools
 - a) Type of Evaluation
 - b) Maintenance of Examination Records
- 3) Library Resources
- 4) Type of Grants and scholarships received by the school.
- 5) Records of stock register
- 6) Educational resource center
- 7) Reflection on school experiences

ABOUT THE SCHOOL

The Government Srs School, Maulijagram Chandigarh established in the year 1979 and it is managed by the Department of Education Chandigarh. It is located in rural area Maulijagram - village Chandigarh. It is located in WARD 19 Block of Chandigarh. The school consists of Grades from pre primary to 12.

At present Mr Rajinder Kumar is serving as the principal of the school.

Status of Affiliation:

- Affiliation NO. - CBSE /AFF/ 2620055
- School Code - 24250
- Affiliated upto - 31-03-2024
- Affiliation with Board Since - established in 1979
Recognized with CBSE
Delhi
- School Phone no - 0172-2751000
- Email - ghsmauli@gmail.com

- School working in shifts :- Yes, Morning and Evening shift

- School Timings :-

In Summer - (April to October)

Morning Shift - 7:15 am to 12:40 pm and

Evening Shift - 1:00 pm to 5:30 pm

In winter - (November to March)

Morning Shift - 7:50 am to 1:20 pm and

Evening Shift - 1:40 pm to 6:10 pm

SCHOOL PROFILE

- Year of establishment :- 1979
- School category :- Primary & upper primary and Secondary / Higher secondary
- School Type :- CO-educational
- Class :- Pre Nursery to 12th
- School management :- Dept. of School Education, CHD
- Status :- Operational
- Location :- Rural/village
- Total students :- 2868
- Total Teaching staff :- 77

SCHOOL FACILITIES

Building Status :- Government

Boundary wall :- Pucca

No. of Boys toilets :- 16

No. of Girls toilets :- 19

No. of CWSN Toilets :- 3

Drinking water available :- Yes (water cooler with RO)

Hand wash facility :- Yes

Reading corner :- Yes

Computer lab :- Yes

Internet :- Yes

Disabled Friendly Ramps :- Yes

Play ground :- Yes

Covered area (Sqmt) - 6110 Sqmt

Total Ground area - 4696 Sqft

Transport Facility - N.A

Number of seats in each class :- 140 seats For

XI class and from 1st

to 10th according to RTE

Norms and as per infra-
-structure

Academic session period - 1st April to 31st March

Admission period :- First 2 week of April and

month of July For 11th class

Stream offered :- In class XI and XII there is
humanities stream only



TEACHING LEARNING PROCESS

It is a combined process where a teacher assesses understanding needs, establishes particular learning objectives, formulates teaching and memorizing strategies, enforces a plan of work and assesses the outcomes of the process of leading to people's needs, experiences and interfering so that they learn specific things.

- The major function of education is to make learning beneficial and meaningful. This process would get completed as an outcome of teaching so, the processes are nearly related to each other.

Teaching is a method in which one individual teaches or advises another person. The role of teaching - learning process is very significant in the modeling of adolescents to serve better human beings in the nation as they are mature. This process amplifies the channel of contact through which the individual strives to develop the methods, skills, proficiency, attitude, integrity and appreciation that are vital for enduring in the information age.

- ~ The teaching-learning process is rendered





through teaching, the teaching process is the configuration of the atmosphere within which the learners can interact and study how to learn.

IN REAL CLASSROOM

For the observation, schedule is used. This schedule have all the parts of real classroom teaching including use of multimedia student participation and classroom mangment

Teachers teach skills they Believe the students will eventually need in their lives But the problem lies in the fact that the skills are not taught in a way that interests the students. There's no link in the mind of the students Between what is learned and what they see in life

The teaching-learning process also depends upon the environment that is provided By the authorities to the child to instigate learning We talk about the environment of government ser ser school, mauliyagham It is located Between the local market and is still under construction. The outside noise and chaos is clearly audible in classes. There is lot of dust. ~~the~~ The environment even though the teachers are good ~~but~~

USE OF MULTIMEDIA


Multimedia or digital learning resources assist learners to get on well with mental representation with the use of different media elements which support information processing.

Some of the Benefits of the multimedia application tools for teaching and learning are summarized as follows -

- Ability to turn abstract concepts into concrete contents
- Ability to present large volumes of information within a limited time with less effort.
- Ability to stimulate students interest in learning
- Provides teachers with the ability to know students position in learning

They are designed to assist learning with tools which can be used in presentations, classroom or laboratory learning, e-learning, computer games and virtual reality thereby allowing learners to process information both in verbal and pictorial forms





STUDENT PARTICIPATION

Student participation can be said to be an Active learning or classroom participation. Every teacher wants to know how to motivate students to participate and how to encourage active learning.

Student participation not only adds interests to a course, it also provides a way for a teacher to promote active learning and ensure understanding of the content. It gives an immediate feedback to the teacher.

The activities done in classroom are not possible without active involvement of the student.

After that teacher puts question which are solved by students or answered by the students.

In some of the classes that I observed i.e Economics, English or social science, the teacher encouraged students to answer one by one and also to read aloud in the classroom.

Teacher also tried to co-relate the content with real life situations and gathered examples from students response also.

In this way, with students participation the activities are done smoothly and the concepts are made clear to the students.

CLASSROOM MANAGEMENT

Classroom management is a process, as well as a set of skills and strategies that teachers and schools use to create and maintain appropriate behaviours of students in the classroom.

Proper classroom management creates an ideal environment for learning. This is important for teacher and student safety, happiness and productivity. A successful classroom management system will help prevent unnecessary wastage of time and reduce the need for yelling, scolding or other stressful discipline methods that cause friction between teacher and students. This kind of environment enhances learning as well as social/emotional development.

Managing a classroom is more than simply establishing a set of rules. It takes a school wide effort to create a positive classroom environment.

Positive techniques for teachers for classroom management -

- 1) Use specific language and rules.
- 2) Only use rules and consequences you're willing to enforce.
- 3) Always enforce classroom norms & never

ignore Behaviour that violates them.

CLASSROOM OBSERVATION


A classroom observation is an act of watching a teacher's performance in their classroom or learning environment. Classroom observation are a quantitative way of recording and measuring teacher Behaviour and mastery By systematically watching and recording them in action. There are two basic types of observation. The first of which is when a school administrator observes a teacher's performance at a regularly scheduled interval. The second is an observation performed By a teacher's peer or peer instructional specialist with the stated goal of providing teacher with relevant feedback.

OBSERVATION SCHEDULE

An observation schedule is an analytical form or coding sheet, filled out By researchers during structured observation. It carefully specifies beforehand the categories of Behaviours or events under scrutiny and under what circumstances they should be assigned to those categories.

EVALUATION PROCEDURE USED IN SCHOOL

Evaluation plays an enormous role in the teaching learning process. It helps teachers and learners to improve teaching & learning. Evaluation is a continuous process and a periodic exercise. It helps in forming the values of judgement, educational status or achievements of students.



■ A simple representation explaining the role of evaluation in the teaching-learning process.

→ Evaluation has its four main aspects namely:

- 1) Objectives
- 2) Learning experience
- 3) Learning appraisal
- 4) Relationship Between the above three.

Term I (100 marks) (1st half of the session)

- 20 marks of Periodic assessment
- 80 marks of half yearly Exam

Term II (100 marks) (2nd half of the session)

- 20 marks of Periodic assessment
- 80 marks of half yearly Exams

May & July Periodic test

Comprises of 5 marks for notebook submission.
10 marks for test, 5 marks for subject enrichment
+ student's Behaviour in classroom + Participation
of student

December & February Periodic Test

Comprises of 10 marks test + 5 marks for notebook
submission + 5 marks for subject enrichment +
Active participation of student + student's Behaviour.

September half yearly Exam (1st sem)

Written Exam for 80 marks

It comprises FA I + FA II + SA-1

May + July (Written Exam)

Periodic test

March (Second sem)

It includes FA-3 + FA-4 + SA-2

December + February (written Exam)

Periodic test

Final assessment is a combination of
Term 1 + Term 2

Class 9th and 10th

The evaluation system will have 80 marks for class IX (annual Exams) in all school subjects and Board Exam for class X, along with a 20 marks component of internal assessment students have to score 33% in total in each of these components

Terms

Formative assessment (May) - 10 marks

Formative assessment (July) - 10 marks

Mid Term Exam (September) - 80 marks

Formative assessment (November) - 20 marks

Post mid Term Exam (December) - 80 marks

Pre-Boards (Tenth class)

Annual Exam (Boards) - 80 marks for written Exam + 20 marks for internal assessment

As per CBSE Pattern, new procedures has been followed which is different for different levels

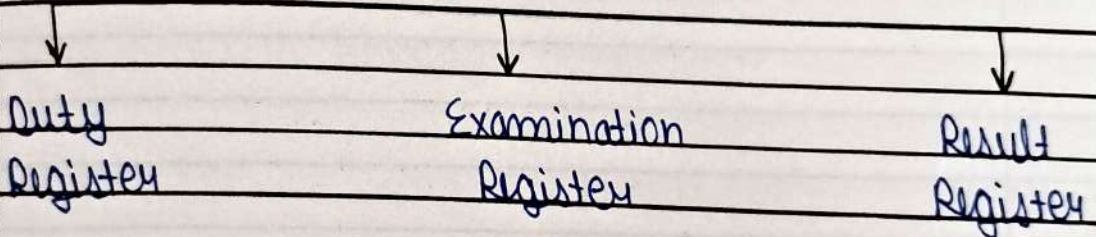
- Evaluation procedure for class Pre-nursery to 2nd class - Grading system and issue of report cards.

Evaluation procedure for class 3rd to 8th class:-
uniform system of assessment Examination pattern
and issue of proper report card to students

Evaluation procedure for class 9 & 10th :- The assessment
structure and Exam pattern for class 9 is similar
to that of class 10th.

MAINTENANCE OF EXAMINATION RECORDS

Examination records are maintained on three
registers which are :-



- ① **Duty Register** :- An duty register, record of teachers duty on Examination is kept. There are number of sheets used is recorded in this register. The record of number of students present or absent on Examination day is maintained.
- ② **Examination Register** :- sitting plan of the Examination day is well recorded in this register i.e sitting arrangement is kept in Examination register.
- ③ **Result Register** :- It consist of two types of record

LIBRARY RESOURCES

The library of Govt SH Sec School Mauli Jaghron Chandigarh offers the students, staff and parents access to variety of resources. The goal of school library is to ensure that all members of the school community have equitable access "to books and reading, to information and to information & technology". The library uses all type of media that is automated and utilizes the internet for information gathering. The school offers learner oriented laboratories which support, extend and individualise the school curriculum and acts as a co-ordinating agency.

Total Books in library - 5056

English - 193

Charts - 81

Punjabi - 242

Maps - 02

Hindi - 1703

Periodicals - 05

Library Register :- It is maintained by library incharge on which the records are written on the register. Students can take books issued by librarian to home upto the due date.

18

RECORD OF ANY ONE STOCK REGISTER

As per information available on school website i.e. An Govt Sr. Sec School Maulijagram. different types of stock registers are maintained. Some of the important stock registers are:

- * Library Register :- No. of Books issued, Book returned etc
- * Property Register :- Record of furniture and movable equipment in the school.
- * Sports material Register :- Material Purchased and material issued
- * Mid-day meal Register :- working day for which meal is served.
- * SSA Register :- Stationery record, new admissions etc
- * Activity Register :- Stock of science lab etc

SCHOLARSHIP

• SC Scholarship :

This scholarship is given to the scheduled caste (SC) students to enable them to pursue their higher studies without any financial constraints. In Government Sr Sr school, Mauliyagham, Pre-matric SC scholarship is provided IXth & Xth SC category students.

⇒ Pre-matric SC Scholarship awards :

Scholarship per month (for 10 months) INR 225 Books and Ad-hoc grants per annum, INR 750.

◆ Minority Scholarships

This scholarship is provided by ministry of minority affairs who provided financial aid to students from class 1 to 10 who belong to minority community (Muslims, Sikhs, Christians, Jains, Buddhists, Parsis) and are from economically backward families under - "Pre-matric scholarship" scheme.

◆ Attendance Based scholarship

The scholarship is provided by the school for girls students.

Types of Grants and Scholarship

* Grants / Funds

As per information available on school website. There are different types of grants given to the school are -

- P.L.A Fund
- A.M. Fund
- A.V. Fund
- Building Fund
- C.W Fund [Child welfare Fund]
- Excursion Fund
- I.T Fund [Information Technology Fund]
- R.C Fund [Red cross Fund]
- Science Fund
- Stationery Fund
- WORK Experience Fund

P.L.A Fund :- This Fund Basically covers imp-
-ortant funds like S.S.A [Sava Shiksha
Abhiyan] and other school grants





Practical
work



* Vocational - Food Production Students Practical Work

Salad Cutting and its presentation By food Production vocational students of class 9th and 10th of GSSS Mauli Jagyan Chandigarh

* Vocational - Food Production Students Visited

At Dr. Ambedkar Institute of Hotel Management Sector 42 Chd

Food production students of 9th class visited at Dr. Ambedkar institute of hotel management Ser 42 chd on 17-01-2023, The visit was arranged by GSSS Mauli Jagyan (V) Chandigarh with the aim to provide industrial exposure to them about the hospitality industry & food production department

* Poster making activity to aware students on Personal hygiene as Part of the Rashtriya Poshan Mah

Under the guidance of the principal ~~Principals~~, Poshan Mah is being celebrated as part of the Rashtriya Poshan Mah in GSSS Mauli Jagyan - village

Chandigarh from 01-09-2022 to 30-09-2022

Under this drive to aware the student on Personal Hygiene Mr. Amit Kumar incharge of class 2nd B organized a poster making activity on 01-09-2022. Students were so excited and keep interested to be a part of this activity.

OBSERVATION-01

23

Class :- 8th

Subject :- Home science

Teacher's name :- veenu

Date :- 22-04-2023

Topic :- Balance Diet

Period/Duration :- 50 min
4th Period

Remark :

- Teacher entered the class and wished good morning to the class
- The teacher starts with the topic without wasting my time
- The teacher first engages the whole class student's interest by asking basic question related to the topic.
- Teacher then further delivers content and asks students to note down few points in their notebooks
- Before leaving the class, the teacher assigns the homework to students
- The classroom environment was airy and proper lighting was there. The students were properly dressed and were seated in a definite manner.
- Major highlight was that the teacher related the topic with real life situation and explained it in simple language.

OBSERVATION-02

Date :- ~~10~~ 24-04-2023

Subject :- English

Class :- 10th

Topic :- Parts of Speech

Teacher's name :- Dhompat

Duration :- 50 mins
(2nd period)

Remarks :

Teacher enters the class with a smile and gives time to student to settle down quietly.

Teacher writes the name of the topic and simultaneously asks students to note down.

Teacher introduces the topic with an example and then further explains.

Students were observing, listening attentively and also gave examples on their own.

The students to teacher ratio is high and classroom environment is chaotic.

The Blackboard work was appropriate and clear.

Teacher also uses sectional recapitulation to determine the student's learning.

Teacher assigned the homework and asks students to revise the topic.

Student participated in classroom actively. Teacher also used positive reinforcement in between the teaching-learning process.

Report On Pre-Internship (2023)

Submitted to

Dr. Sanjeev Kumar

Assistant Prof.

GCE - 20D, Chd

Submitted by

Bhaarti Dadhwal

Class - B.Ed (2nd Sem)

Roll No. - 226/22

(School (Rural) - Govt. Sen. Sec. School

Maulijagan (Chd.)

Introduction

Government Sen. Sec. School, Mauli Jagran, Chandigarh was allotted to our T.G. 5 as a part of pre-internship programme.

About the school

Government Sen. Sec. School, Mauli Jagran, Chd has a vibrant and strong academic family. This school aims to not just impart knowledge to the students, but also to inculcate them wisdom, compassion and a humanitarian spirit.

As a school, it thinks about how to engage students and hold their attention. The school encourages all students to participate in a variety of co-curricular activities from dance, art & drama to a variety of co-curricular activities including sports to social work activities.

The parents are the most strengthening power in moulding the future of children their consistent support empowers and motivate us to do more for more. Govt. Sen. Sec. School is a Co-ed. school affiliated to central Board of

Topic _____	Date _____
-------------	------------

Secondary Education (CBSE) It is managed by central administration.

Board	-	CBSE
Classes	-	Pre-Nursery to 12 th
Ownership	-	UT/State Government
Gender	-	Co-Ed.
Affiliation Type	-	General
Campus Size	-	1.51 acre
Year of opening	-	1979

Time Schedule

Shift	Time
Morning Shift	7:15 am to 12:40 pm
Evening Shift	1:00 pm to 5:30 pm

The school walls ^{↑ building} itself act as learning aids as BALA stand for Building as Learning Aids.

* Well decorated classrooms with alphabets, numbers, stories, poems, solar system etc painted on the wall.

* Iron grills of fencing posts have been converted into alphabets number.

Evaluation Procedure

→ Team I (100 Marks)
(1st half of the session)

- 20 marks of Periodic Assessment
- 20 marks of half-yearly exam

→ Team II (100 Marks)
(2nd half of the session)

- 20 marks of Periodic assessment
- 20 marks of half-yearly exams

→ May & July Periodic Test

Comprises of 5 Marks for notebook submission
10 Marks for test, 5 marks for 'subject
enrichment + student's behaviour in classroom
+ participation of students.

→ December & February Periodic Test

Comprises of 10 Marks Test + 5 Marks for
notebook submission + 5 marks for
subject enrichment + Active participation
of student + student's behaviour.

→ March
Declaration of Result

Acknowledgment

Representation, inspiration and motivation have always played a key role in the success of any venture.

I express my sincere gratitude to Dr. Sapna Nanda of Govt. College of Education, Sector - 20D, Chandigarh, & to Dr. Sanjeev Jindal, our TG incharge for encouraging me to the highest peak & provide me the opportunity to prepare the report.

I am immensely obliged to my TG members for their elevating inspiration, encouraging, Guidance and kind of supervision in the completion of my internship report.

I feel to acknowledge my indebtedness and deep sense of gratitude to our co-ordinator Mrs. Shonu Mam, whose valuable guidance and kind supervision given me throughout the training or internship programme. Last but not the least, I thanks to my parents for their constant support & guidance.

September Half Yearly Exam (1st Sem)

Written Exam - 80 marks

It comprises = FA-I + FA-2 + SA-I
 May + July (Written Exam)
 Periodic Test.

March (Second sem)

Term 2 include

FA-3 + FA-4 + SA-2

December + February (Written Exam)
 Periodic Test

Final Assessment is a combination of
 Term-I + Term-2

Class 9th + 10th

The evaluation system will have 80 marks for class IX (Annual exams) in all school subjects + Board exam for class X, along with a 20 marks component of Internal Assessment students have to score 33% in total in each of these components.

Terms

- Formative Assessment (FA) (May) - 10 Marks
- Formative Assessment (July) - 10 Marks
- Mid Term Exam (Sep) - 80 Marks
- Formative Assessment (FA) (Nov.) - 20 Marks
- Post Mid Term Exam (Dec.) - 80 Marks

- Pre-Board (10th class)
- Annual Exam (Boards) - 80 Marks
+ 20 marks for Internal Assessment

As per CBSE pattern, new procedure has been followed which is different for different levels.

- Evaluation procedure for class Pre-Nursery to 2nd class - Grading System & issue of report cards.
- Evaluation procedure for class 3rd to 8th class - Uniform system of Assessment Examination pattern and Issue of proper report card to students.
- Evaluation procedure for class 9th & 10th → The assessment structure & exam pattern for class 9th is similar to that of class 10th

Maintenance of Examination Record

- For the maintenance of examination record a separate book is employed where important dates like Date of Examination, examination type, class, marks etc. are entered.

- Teacher keeps the record of students in this examination and later copies the result in student's report card.
- The record is used for one school year, the examination record also shows the progress of students.
- Signature of the head of the institution.

Library Resources

The Library of 'Government Sr. Sec. School, Mauli Jagran, Chandigarh' offers the students, staff and parents access to variety of resources. The goal of school library is to ensure that all members of the school community have equitable access to books for reading, to information and to information & technology. The library uses all type of media that is automated & utilizes the internet for information gathering. The school offers learner oriented liberation which support, extend and individualise the school curriculum and act as a co-ordinating agency.

Grants & Scholarship

The school receives grant from central govt. as well as from Chandigarh Administration. The school receives grants under SSA & RMSA.

Grants Under SSA

- Library Grant
- Allocation of uniform
- Improvement of Infrastructure
- Transport facility
- TGT salary
- Grants for children with special needs
- Digital Education
- Mid day meal

Grants Under RMSA

- Building of Additional classroom
- Laboratories
- Art & Craft Room
- Toilet Blocks
- Drinking water

Scholarship received by the school

- OBC (Other Backward class)

Minority Communities

- Muslim
- Sikh
- Christian
- Buddhist
- Parsi

- o SC
- o ST
- o B.B. Ambedkar

Record of stock Register

Stock Register keeps information of all the movable properties of the school while purchasing any equipment or furniture, it must be duly entered in the property register.

The head of the committee checks this register regularly for checking which articles are missing and which needs immediate repair.

A General committee is also formed for keeping the record of purchases of the stock.

Minority Communities

- Muslim
- Sikh
- Christian
- Buddhist
- Parsi

SC

ST

B.R. Ambedkar

Record of stock Register

Stock Register keeps information of all the movable properties of the school while purchasing any equipment or furniture, it must be duly entered in the property register.

The head of the committee checks this register regularly for checking which articles are missing and which needs immediate repair.

A General committee is also formed for keeping the record of purchases of the stocks.

Library Book stock Register

The stock register contains the name of book purchased, Author name, Language of the book, number of copies of book received, rate per book, firm with supplied, the goods & remarks.

Format of library stock Register.

Bill No. & Date	Name of the Book	Author's Name	Language/ volume	No. of Copies	Rate per Book
-----------------	------------------	---------------	------------------	---------------	---------------

Reflection on School Experience

- School Experiences helps us to understand about the school practices, teaching in classrooms, reading behaviour etc.
- It helps us to connect to the real life situation and develop certain skills.

General observations of School

Environment

1. It was observed that despite the school's success in academics, numerous extra curricular activities were also a part of school life.

- Music
- work experience
- Drawing
- Home Science Activities

2. Various activities were performed in the school under the Eco club which are as follows

- World Heritage Day
- World Earth Day
- World Environment Day
- Ozone Day
- World Aids Day
- Consumer Day
- Population Day
- Water Conservation Day

3. The staff of Govt. Sen. Sec. School, Mauljagan of 118 members who are all efficient in their work be it 'teaching' as well as 'non-teaching activities'.

4. It was observed that morning Assembly was conducted by the teachers and student co-ordinator informing about the rules & regulations of the school.

OBSERVATION-01

Class :- VIIIth C
 Subject :- Maths
 Teacher's name :- Ms. Renu

Date :- 21-04-23

Topic :- Algebra

Period Duration :- 50 min.

- Teacher entered the class and wished good morning to the class.
- The teacher starts with the topic without wasting any time.
- The teacher first engages the whole class student's interest by asking basic questions related to the topic.
- Teacher then further delivered content & ask students to note down few points in their notebooks.
- Before leaving the class, the teacher assigns the homework to students.
- The classroom environment was airy & proper lighting was there.
- The students were properly dressed and were seated in a definite manner.
- Teacher was moving around the class and monitored whether students are attempting the questions or not.
- Teacher gave suitable homework in the end.

Observation-02

Date - 24-04-23

Class - VIIIth B

Duration - 50 min.

Teacher - Ms. Aman

Subject - Science

Topic - Gravitation

- Teacher wished good morning to class.
 - Teacher did the previous knowledge testing of the students by asking real life questions.
- Teacher introduced the new topic.

Teacher's handwriting was clear when she was writing on the blackboard.

Teacher was confident & created a positive & healthy environment in the class.

Teacher used teaching aids & gestures.

Teacher gave some numerical problems to solve and asked students to do it.

Teacher also solved some difficult problems on blackboard.

Teacher gave some real life examples & did an activity related to the topic.

Appropriate home assignment was given in the end.